

Ankkuri cottage

Drive instructions

These instructions will guide you to Ankkuri cottage!

Ankkuri cottage is located in Savonranta city. Savonranta is a small village of about 1000 inhabitants in the Savonlinna region, famous for its natural beauty. Savonranta is about 50km distance from Savonlinna. In Savonranta city is shop "Sale" and gasoline station.

We assume you are starting your trip from Savonranta city.

There is a big crossing in the citycenter where is a sign "Enonkoski 35" and "Leipämäki 16" and you have to start going to that direction. Beside this crossing you can see Savonranta's guest harbour and a really nice small restaurant.

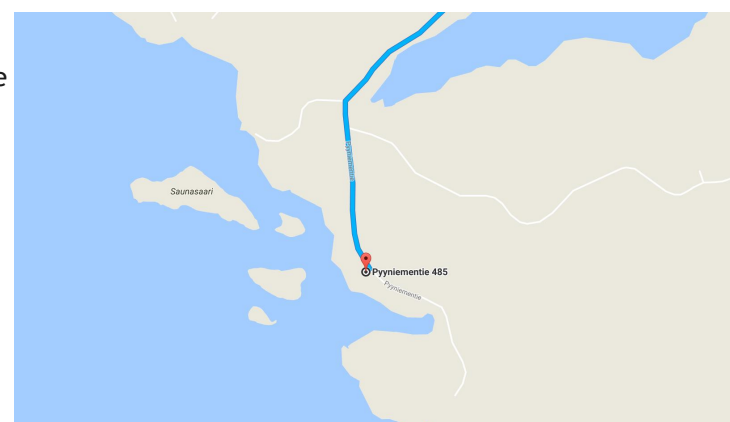
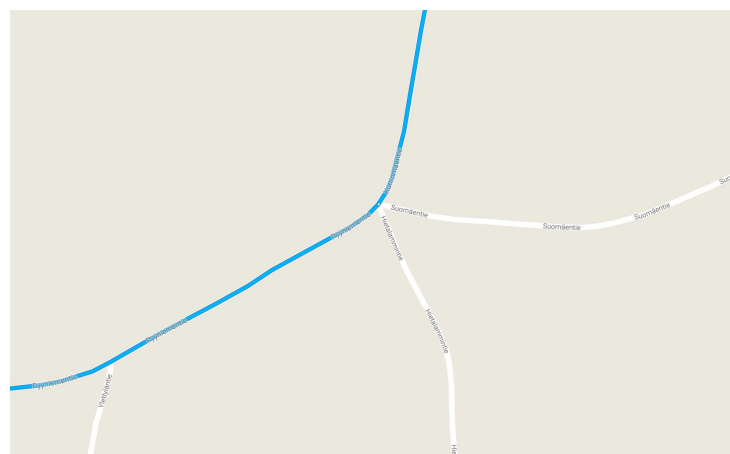
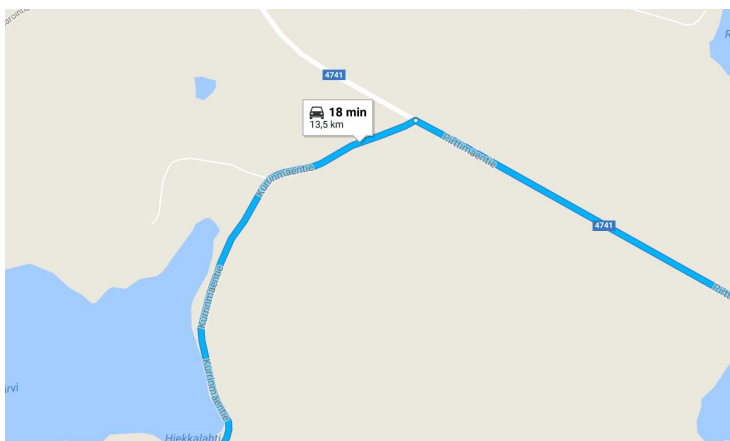
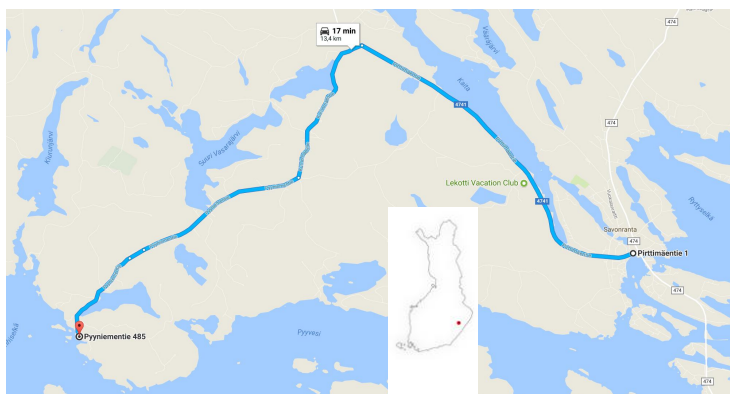
You'll have to go about six kilometers and you'll see a sign in your left "Kurrimäentie" and also blue sign "Järvilomat". Take a left turn here!

You go straight ahead and you will arrive in a four road crossing. You'll have take slightly right turn along "Pyynientie" road.

Then you have to go straight ahead and you will arrive to Ankkuri cottage. There is blue "Järvilomat" signs to guide you!

Keys for the cottage are beside the maindoor in a keylocker. You will get a code for the locker before your stay. Keys fit in mainbuilding, summerroom and in sauna. Please return the keys in the keylocker before you leave.

Be carefull with the keys!



Instructions for your stay

Check in time is 16.00 and check out time is 12.00.

Remember to bring your own bedlinen and hygiene accessories. We usually don't have any other spices than salt so if you need anything else remember to bring them. Tableware for ten can be found in cottages kitchen closets.

In the cottage is a dishwasher (remember to put water on using switch beside kitchen faucet) and in bathroom is a washing machine (put water also on with this one). Cleaning tablets for dishwasher is in kitchen closet but you have to bring cleaning fluid for washing machine. In bathroom is also a hairdryer. Clothes you can dry outside beside summerroom where is a drying rack.

In bedrooms are double beds, one closet and a reading light on a small table.

In the kitchen is a dishwasher, a microwaveoven, normal oven, a stove, fridge with freeze, a kettle, a coffee maker and a toaster

When you light up the foodfiring stove please use small woods and paper etc. to start the fire. Woods you can find in woodshed beside the mainbuilding. Leave the stove door open just a littlebit so fire starts properly. When fire is fully started you can close the door. You can adjust the power using switch which is in downside of the stove. Remember to bring your own matches (usually we have them but to be sure).

Follow same instructions when you are starting fire in sauna.

Sauna is a traditional finnish sauna where you wash yourself in sauna. If you need shower use one the mainbuilding. You can heat water in saunastove. You will get a good heat already after one hour heating but if you heat up the stove for two or three hours you will get super hot steam! Be always carefull with fire and using sauna. We don't have bech covers in sauna so bring your own if needed.

Woodfiring heater in hottub works using same instructions above. Remember to put first water in hottub and after that start the fire – heater will be damaged if you use it without water! Fill water using waterhose behind the sauna – do not overfill! Hottub will require continous heating over many hours (summer min. 4H ja twinter min. 6h). Remember to empty hottub after use!

Wooden terraces are often slipperry – be carefull!

Gasgrill is in the terrace beside the cottage. First open gas bottle from a switch above the bottle. Close gasgrill lid. In the gasgrill there is three switches in front. Use one in the left first. Turn it anticlockwise littlebit and you hear gas flowing. Then turn a bit more and you hear clicking sound and fire should start. If fire started open other two switches also. If fire don't start using grill's own satrter you can carefully use matches to start the fire. If there is a really windy weather grill can shut down by it's own. When you have finished grilling turn first off valve on the bottle then turn off switches in the grill.

We have a small smokebox in the cottage. We have also a small woodworking grill beside the sauna.

You can find a rowboat in shore beside the sauna. We have two life vests - one small and one big one. If you need more lifevests remember to bring your own. After using rowboat remember to tie up the boat carefully and put oars inside the boat!

Water is quite deep in the end of the pier so be carefull! If you want to fish remember to bring your own fishing equipments and purchase firshing permits!

And last but not least – you are on a cottage holiday and sometimes it requires an adventure spirit!

Happy holidays!

Järvilomat

Cleaning instructions

Read these instructions carefully! A proper final cleaning will take several hours so take this under consideration when you are planning your holiday. If you don't have time to clean up the cottage you can purchase final cleaning from us. Please make a purchase before check out so we can be ready for it.

You can find a vacuum cleaner in WC. You'll find also other cleaning equipments in this room.

If you have purchased final cleaning please make sure that

- ✓ all furnitures, beds and other stuff are in their original places!
- ✓ You have washed all dishes and dishwasher is empty!

General

- ✓ Clean carpets with vacuum cleaner or by brushing. Clean also pillows and blankets.
- ✓ Put bedcovers on.



Clean up the kitchen

- ✓ Wash dishes and put them in closet. Empty trashcan.
- ✓ Empty fridge and freezer. Clean oven, microwave oven and stove
- ✓ Check that coffee maker, kettle and toaster are clean.
- ✓ Clean up all tables

Clean sauna, lavatories and bathrooms

- ✓ Empty trash cans, clean up toilet seats.

Other things to take care of

- ✓ Empty ashes from stoves and saunastove
- ✓ Clean up all floors and furnitures using vacuum cleaner.
- ✓ Clean all floors using a mop.
- ✓ Check all windows and mirrors and clean them if needed
- ✓ Close all windows.
- ✓ Clean gasgrill.
- ✓ If you have a pet with you make sure the yard is cleaned up!

Please be thorough when performing cleaning job! We want next guests have as clean cottage as you did when you arrive to the cottage, thank you!

→ If final cleaning is not done properly we will charge you as much cleaning takes our time